

# Ignition and sensing electrodes FE, FZE

## TECHNICAL INFORMATION

- For ignition and monitoring of gas burners
- Available in various lengths, both with and without an insulator
- Optionally available accessories



---


# Contents

<b>Contents</b> .....	<b>2</b>
<b>1 Application</b> .....	<b>3</b>
<b>2 Selection</b> .....	<b>4</b>
<b>3 Accessories</b> .....	<b>5</b>
3.1 Electrode holders. ....	5
3.2 Electrode plugs .....	5
<b>4 Technical data</b> .....	<b>6</b>
4.1 Dimensions .....	6
<b>Fore more information</b> .....	<b>7</b>

## 1 Application



*FE with straight electrode plug*



*FZE with angle electrode plug*

The ignition and sensing electrodes FE and FZE are designed for ignition and monitoring of gas burners. The ignition and sensing electrode FZE is available in various lengths, both with and without an insulator. For optionally available accessories such as electrode holders or plugs, see page 5 (Electrode holders).

## 2 Selection

### FE

Electrode with insulator for ignition and monitoring

Option	FE
Insulator	•
Length of electrode rod [mm]	200

### FZE

Electrodes with or without insulator for ignition and monitoring

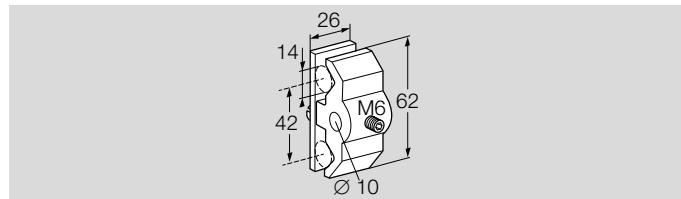
Option	FZE
Insulator	with or without
Length of electrode rod [mm]	300, 400, 500, 600 <sup>1)</sup>

<sup>1)</sup> Other lengths on request.

### 3 Accessories

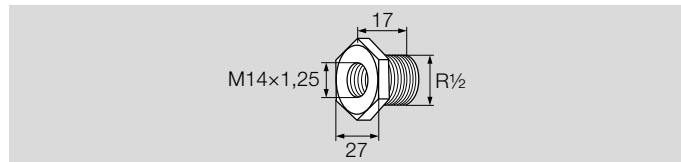
#### 3.1 Electrode holders

FE



Order No. 75442337

FZE



Adapter piece R1/2–M14 × 1.25

Order No. 34453650

#### 3.2 Electrode plugs

Plugs	Description
	<p>Connection Ø: 4 mm, Material: PBT, Order No. 04115301</p>

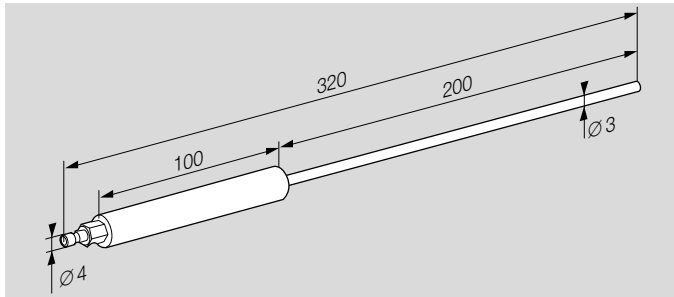
Plugs	Description
	<p>Connection Ø: 4 mm, Material: PBT, Order No. 04115302</p>
	<p>Connection Ø: 6 mm, Interference suppressed, Material: PBT, Order No. 04115306</p>
	<p>Connection Ø: 4 mm, Interference suppressed, Material: PBT, Order No. 04115308</p>
	<p>Connection Ø: 4 mm, Material: Silicone rubber, Order No. 04115309</p>
	<p>Connection Ø: 4 mm, Interference suppressed, Material: PBT, Silicone rubber, splash proof, Bestell-Nr. 75459221</p>
	<p>Connection Ø: 4 mm, Material: Ceramics, Order No. 04115314</p>
	<p>Connection Ø: 7 mm, Interference suppressed, Material: Epoxy resin, Order No. 04115319</p>

## 4 Technical data

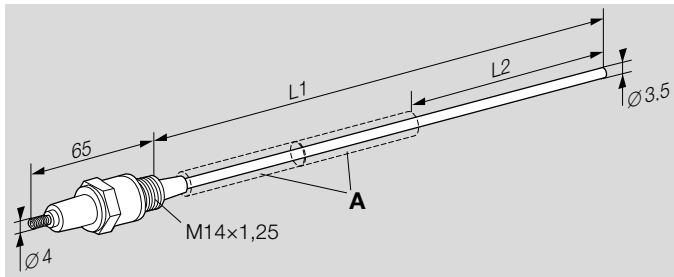
Electrode material: heating conductor quality.

### 4.1 Dimensions

#### FE



#### FZE



Type	L1 [mm]	L2 [mm]	Insulator A ( $\varnothing 11$ mm, length = 100 mm)
FZE 300	300	–	–
FZE 400	400	–	–
FZE 500	500	–	–
FZE 600	600	–	–
FZE 300 insulat-ed	300	185	1x
FZE 400 insulat-ed	400	185	2x
FZE 500 insulat-ed	500	185	3x
FZE 600 insulat-ed	600	185	4x

## Fore more information

The Honeywell Thermal Solutions family of products includes Honeywell Combustion Safety, Eclipse, Exothermics, Hauck, Kromschroder and Maxon. To learn more about our products, visit [ThermalSolutions.honeywell.com](http://ThermalSolutions.honeywell.com) or contact your Honeywell Sales Engineer.

Elster GmbH  
Strotheweg 1, D-49504 Lotte  
T +49 541 1214-0  
[hts.lotte@honeywell.com](mailto:hts.lotte@honeywell.com)  
[www.kromschroeder.com](http://www.kromschroeder.com)

© 2019 Elster GmbH

We reserve the right to make technical modifications in the interests of progress.

